



FLSO-907




SSSO-908

RW Spin Off

Designed as an efficient hay management tool for moving and feeding round bales, the RW Spin Off hydraulically rotates the bale, unwinding the hay into a wind-row. Rotates in both directions for easy feeding and allows the operator to unroll what the cattle will clean up in one hour, eliminating wasted hay. Also, by changing the feeding location each day the operator can eliminate manure buildup. Available in three models and designed to fit Category II or Category III 3-pt hitches (FSO-906), front loaders (FLSO-907) and skid steers (SSSO-908). All models are hydraulically driven for better operator control, provide easy operation from the cab of tractors or skid steers and feature a forged tapered spear for easier bale penetration. All have usable spear length of 53".

Model	Item No.	Description	Weight
FSO-906	831000	3-pt. hydraulically driven bale spin off for Cat. II/III size tractors. Requires 8-10 gpm of hydraulic flow. Tapered forged spear.	250 lbs.
FLSO-907	831020	Front loader mounted hydraulically driven bale spin off. Requires 8-10 gpm of hydraulic flow. Tapered forged spear. Optional pin-on brackets or interfacing brackets for most popular quick-attach front loaders are available with loader arm distance of 54" or less.	288 lbs.
SSSO-908	831030	Skid steer mounted hydraulically driven bale spin off. Requires 8-10 gpm of hydraulic flow. Designed to interface with "Universal" skid steer quick attach system.	325 lbs.



FSO-906



WARNING: Do not exceed weight lifting capacity of your loader. Damage to equipment or personal injury could occur.

Choose the **Worksaver** Way to Handle Your Hay



- Eliminate wasted hay; only unroll what cattle will clean up in one hour.
- Almost no manure buildup; by feeding in a different location each day.
- Easy operation from the cab of the tractor or Skid Steer.
- Models for 3-pt, Front Loaders & Skid Steers.
- Hydraulically driven for better operator control.
- Rotates in both directions for easy feeding.
- Cushion valve in the motor provides protection for hydraulic components.
- Forged tapered spear for easier spear penetration.

SPECIFICATIONS

Model	FSO 906	FLSO-907	SSSO-908
Item No.	831000	831020	831030
Frame Size	4" x 4" Sq. Tubing	3" and 4" Sq. Tubing	3" and 4" Sq. Tubing
Spear	Tapered Forged	Tapered Forged	Tapered Forged
Attaching Method	3-pt Cat. II/III **	Front Loader Pin-on *	Skid Steer "universal"
Drive			
Chain Type	#50 Roller Chain	#50 Roller Chain	#50 Roller Chain
Sprocket Ratio	3.75:1	3.75:1	3.75:1
Hydraulics			
GPM – Requirements	8-10 GPM	8-10 GPM	8-10 GPM
PSI – Requirements	Min. 1500 psi	Min 1500 psi	Min 1500 psi
Hoses	Supplied (2) less ends	Less Hoses	Supplied (2) less ends
Cushion Valve			
Factory Setting – Relief	1750 psi	1750 psi	1750 psi
Dimensions			
Height	26-3/4"	23-1/4"	23-1/4"
Width	44-3/4"	60-1/2"	45-1/4"
Length w/ Spear	64-3/4"	64-3/4"	64-34"
Weight	250 lbs	370 lbs	325 lbs

* Optional interfacing brackets for most loader quick attach systems are available

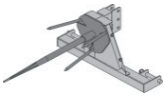
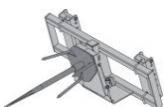
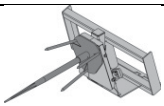
** Optional pin & bushing kit available to allow use on Cat. I 3-pt hitch



READ AND UNDERSTAND OPERATOR'S MANUAL BEFORE OPERATION.

Worksaver Inc. has a corporate policy of continuous product improvement and development; therefore, specifications are subject to change without any advance notice. Worksaver Inc. is not responsible for differences between specifications or illustrations contained in this publication and the actual equipment.

Hay Handling Attachments

Hydraulic RW Spin Off for Round Bales					
Hydraulically rotates the bale, unwinding the hay into a windrow. Rotates in both directions					
Product	Model	Item #	Description	Lbs.	List
	FSO-906	831000	3-pt mounted hydraulically driven bale spin off for Cat. II / III size tractors. Requires 8-10 gpm of hydraulic flow. Hoses (less couplers) are included. Tapered forged spear, rated at 2,200 lbs.	250	3,164.00
	Pin Kit	830295	Pin & Bushing Kit for FSO-906 to allow use on Cat. 1 3-pt hitch tractors		165.20
	FLSO-907	831020	Front Loader mounted hydraulically driven bale spin off. Requires 8-10 gpm of hydraulic flow (less hoses). Tapered forged spear, rated at 2,200 lbs. Opt. inter-facing brackets (not included) for most quick attach systems available – pages 57-71.	288	3,479.00
	SSO-908	831030	Skid Steer mounted hydraulically driven bale spin off. Requires 8-10 gpm of hyd. flow. Hoses (less couplers) are included Interfaces with “universal” Skid Steer quick-attach. Rated at 2,200 lbs.	325	3,794.00

Bale Hand for Round Bales					
Designed to handle round bales from 4-ft to 6-ft. Both arms open and close to clamp bale.					
“R” models rotate 110° to aid in stacking bales. Hydraulic cylinder included. Rated at 2,200 lbs.					
Product	Model	Item #	Description	Lbs.	List
New “R” rotates 110° to aid in stacking bales. Hydraulic cylinder included Rated at 2,200 lbs.					
	GLBH-2072R	832985	Rotating Bale Hand Designed for tractor front loaders that use the Euro/Global quick attach system. Unit will gently handle wrapped and unwrapped round bales from 4-ft to 6-ft in diameter. Rated at 2,200 lbs. unit includes hydraulic cylinder (less hoses).	735	5,138.00
	Solenoid Kit	832964	Optional Solenoid Kit for Euro / Global or Front Loader Rotating Bale Hand when mounted to power units equipped with single auxiliary valve. Includes mounting plate, solenoid valve, hoses & couplers		1,365.00